

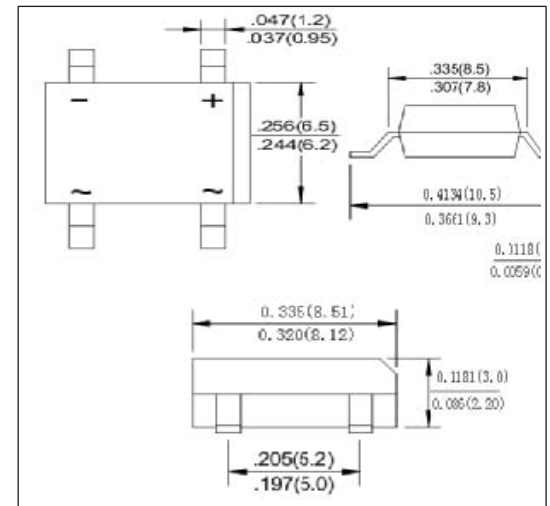
2A SURFACE MOUNT GLASS PASSIVATED BRIDGE RECTIFIER

FEATURES :

- Glass Passivated Die Construction
- Low leakage
- Ideal for printed circuit board
- Surge overload rating-50A peak
- Designed for Surface Mount Application
- Plastic Material-UL Flammability 94V-0

MECHANICAL DATA

- Case:Reliable low cost construction utilizing molded plastic technique
- Terminals:Plated Leads Solderable per MIL STD-202, Method208
- Polarity:As Marked on Case
- Mounting Position:Any
- Marking:Type Number



Maximum Ratings and Electrical Characteristics @TA=25 unless otherwise specified

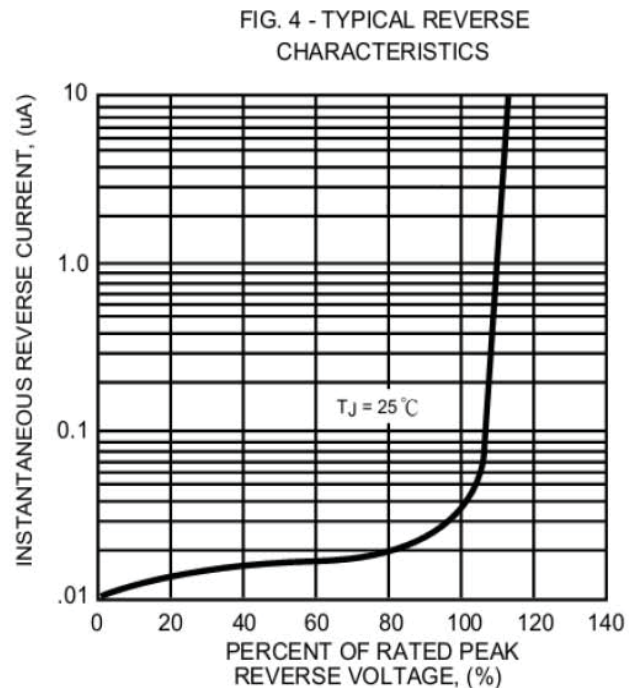
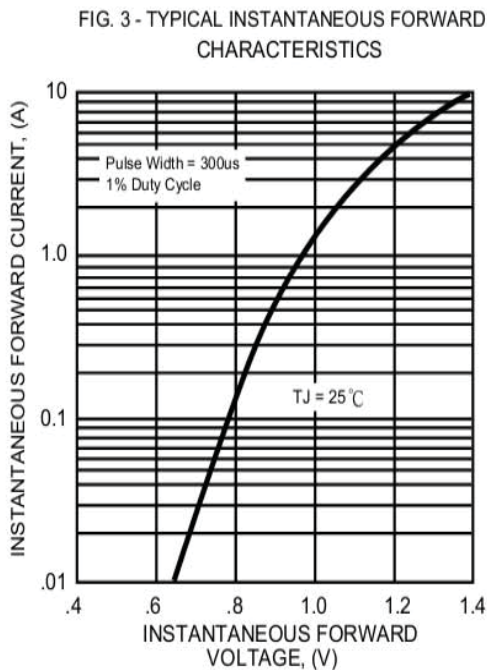
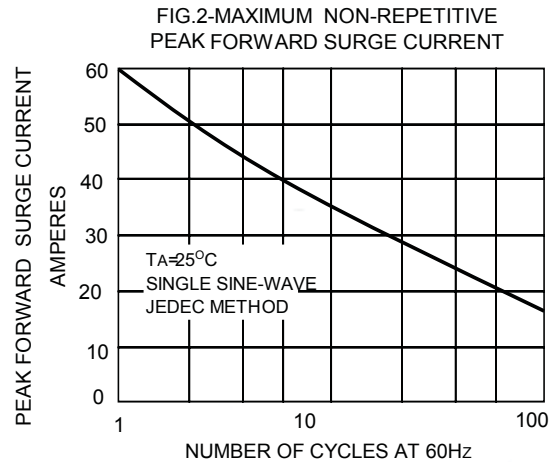
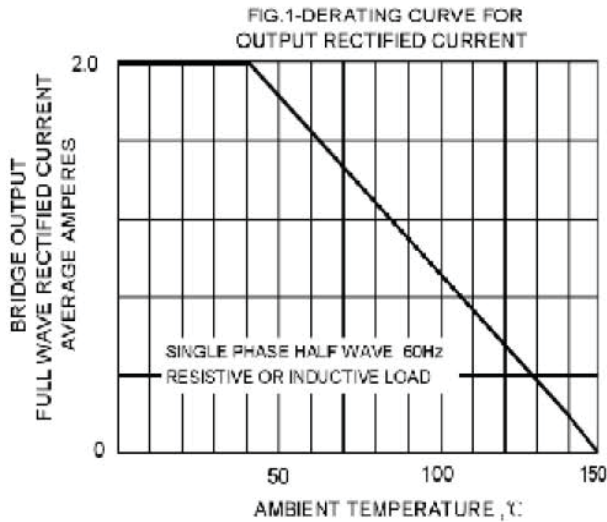
- Single Phase, half wave, 60Hz, resistive or inductive load. For capacitive load, derate current by 20%.

Parameter	Symbol	DF2005S	DF201S	DF202S	DF204S	DF206S	DF208S	DF20S	UNITS
Maximum repetitive peak reverse voltage	V_{RRM}	50	100	200	400	600	800	1000	V
Maximum RMS Voltage	V_{RMS}	35	70	140	280	420	560	700	V
Maximum DC blocking Voltage	V_{DC}	50	100	200	400	600	800	1000	V
Maximum Average forward output rectified current @ $T_A=40^\circ\text{C}$	$I(AV)$	2							A
Peak forward surge current 8.3ms single sine-wave superimposed on rated load (JEDEC I_{FSM} Method)	I_{FSM}	60							A
Maximum instantaneous forward voltage drop per diode @2.0 A	VF	1.1							V
Maximum DC reverse current at $T_A=25^\circ\text{C}$ rated DC blocking voltage per leg $T_A=125^\circ\text{C}$	IR	5.0 500							uA
Typical thermal resistance per leg (Note1)	$R_{\theta JA}$	40 15							$^\circ\text{C}/\text{W}$
Operating junction temperature range	TJ	-55 to +150							$^\circ\text{C}$
Storage temperature Range	Tstg	-55 to +150							$^\circ\text{C}$

- Note:**
- 1.Mounted on glass epoxy PC board with 1.3mm² solder pad.
 - 2.Mounted on aluminum substrate PC board with 1.3mm² solder pad.
 - 3.Measured at 1.0MHz and applied reverse of 4.0V D.C.

2A SURFACE MOUNT GLASS PASSIVATED BRIDGE RECTIFIER

RATING AND CHARACTERISTIC CURVES DF2005S - DF20S



Disclaimer

All product, product specifications and data are subject to change without notice to improve reliability, function or design or otherwise.