

Features:

- 3.0mm Round Type LED Lamps.
- Ultra brightness.
- Choice of various viewing angles.
- Diffused, Transparent and Water clear lens are available.
- IC compatible /Low current capability.

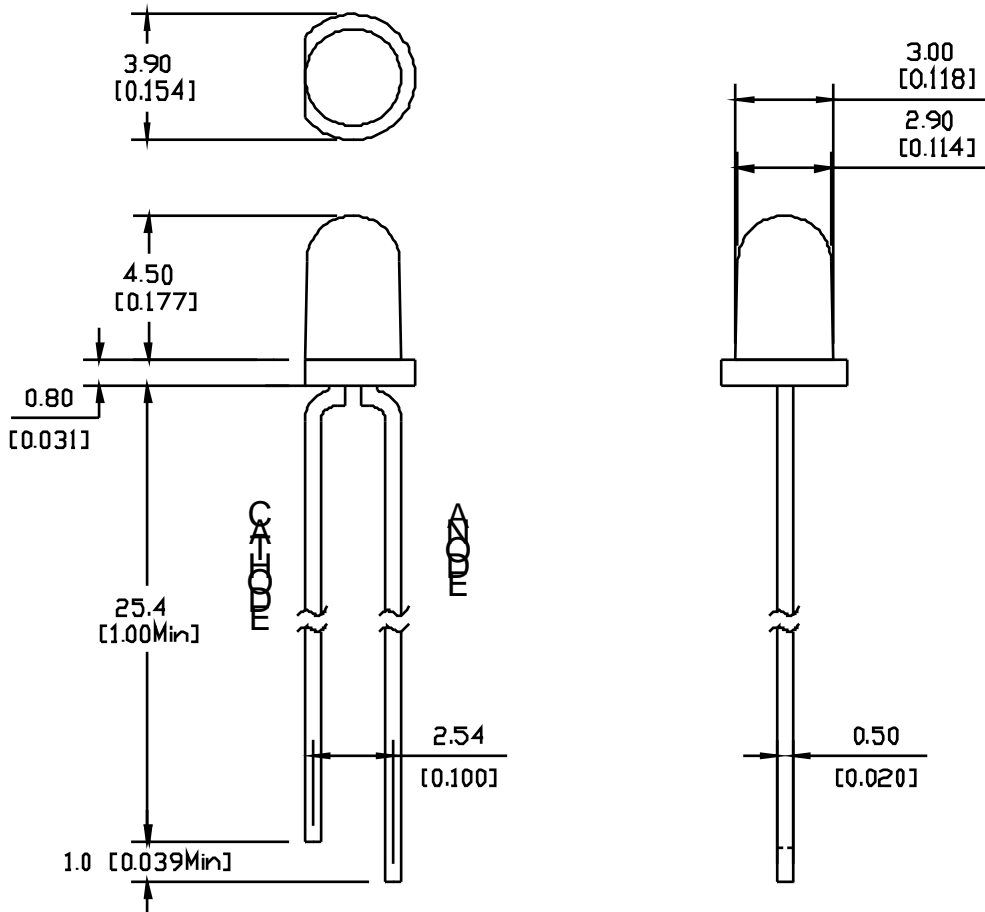
Electrical-optical characteristics: (Ta=25) (Test Condition: IF=20mA)

Part Number	Chip			Lens Type	Forward Voltage(VF) Unit:V		Luminous Intensity (Iv) Unit:mcd		Viewing Angle:θ/2(deg)
	Emitted Color	Material	λp (nm)		Typ	Max	Min.	Typ.	
FYL-3014SRC	Hi Red	AlGaAs,SH	660	1.85	2.20	50	220	30	
FYL-3014LRC	Super Red	AlGaAs,DH	660	1.85	2.20	200	500		
FYL-3014URC	Ultra Red	AlGaAs,DDH	660	1.95	2.20	500	900		
FYL-3014UEC	Ultra Orange	AlGaInP	630	2.10	2.50	900	1800		
FYL-3014UYC	Ultra Yellow	AlGaInP	590	2.10	2.50	900	2000		
FYL-3014UGC	Ultra Green	AlGaInP	574	2.20	2.50	220	600		
FYL-3014PGC	Ultra Pure Green	InGaN	525	3.80	4.50	1200	3000		
FYL-3014BGC	Ultra Bluish Green	InGaN	505	3.80	4.50	900	2800		
FYL-3014BC	Blue	InGaN	430	3.80	4.50	400	900		
FYL-3014UBC	Ultra Blue	InGaN	470	2.70	4.20	500	1400		
FYL-3014VC	UV	InGaN	405	3.80	4.50	100	150		
FYL-3014UWC	Ultra White	InGaN	/	2.70	4.20	900	2000		

Absolute maximum ratings (Ta=25)

Parameter	SR	LR	UR	UE	UY	UG	PG	BG	B	UB	UV	W	Unit
Forward Current I _F	25	25	25	30	30	30	30	30	30	30	30	30	mA
Power Dissipation P _d	60	60	60	65	65	75	110	110	120	120	120	120	mW
Reverse Voltage V _R	5	5	5	5	5	5	5	5	5	5	5	5	V
Peak Forward Current I _{PF} (Duty 1/10 @1KHZ)	150	150	150	150	150	150	150	100	100	100	100	100	mA
Operation Temperature T _{OPR}	-40 to +80												
Storage Temperature T _{STG}	-40 to +85												
Lead Soldering Temperature T _{SOL}	Max.260 5 for 3 sec Max. (1.6mm from the base of the epoxy bulb)												

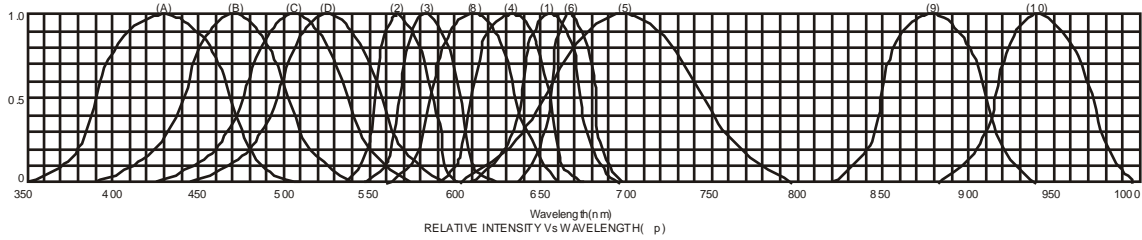
Package configuration & Internal circuit diagram:



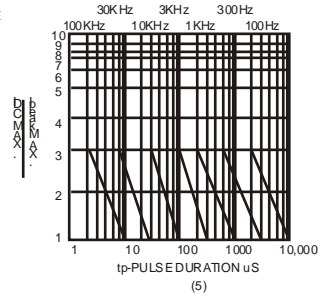
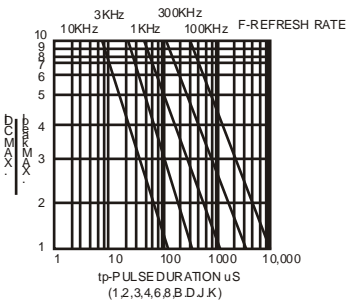
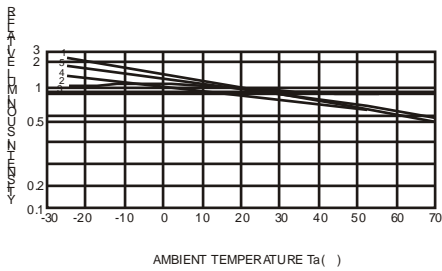
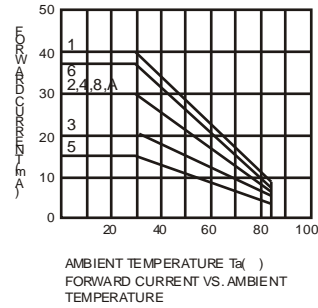
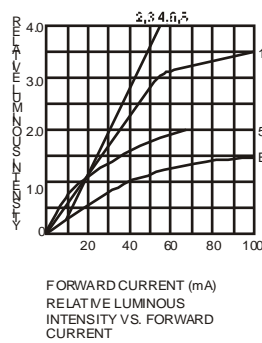
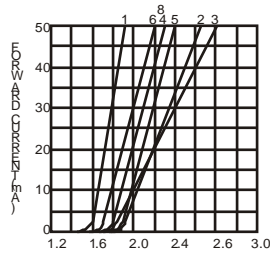
Notes:

All dimensions are in millimeters (inches)
Tolerance is 0.25(0.01") unless otherwise noted.
Specifications are subject to change without notice.

Typical electrical-optical characteristics curves:



- (1) - GaAsP/GaAs 655nm/Red
- (2) - GaP 570nm/Yellow Green
- (3) - GaAsP/GaP 585nm/Yellow
- (4) - GaAsP/GaP 635nm/Orange & Hi-Eff Red
- (5) - GaP 700nm/Bright Red
- (6) - GaAlAs/GaAs 660nm/Super Red
- (8) - GaAsP/GaP 610nm/Super Red
- (9) - GaAlAs 880nm
- (10) - GaAs/GaAs & GaAlAs/GaAs 940nm
- (A) - GaN/SiC 430nm/Blue
- (B) - InGaN/SiC 470nm/Blue
- (C) - InGaN/SiC 505nm/Ultra Green
- (D) - InGaAlSiC 525nm/Ultra Green



NOTE: T_a free air temperature unless otherwise specified